



TRIANCO



OIL FIRED CONDENSING BOILER
TRO EVOLUTION SYSTEM / TRO EVOLUTION COMBI



HIGH PERFORMANCE
STAINLESS STEEL CONDENSER
CAST IRON HEAT EXCHANGER
POLYPROPYLENE FLUE DUCTS
2 VERSIONS: TRO EVOLUTION SYSTEM / TRO EVOLUTION COMBI



The Heating Creators

This boiler range belongs to a new generation of boilers that respond to users' requirements in terms of energy-saving and ecological concerns while preserving optimal comfort and reliability.

Silent

The effective acoustic insulation of the body and the boiler housing, as well as the use of an airtight burner, makes this boiler a discrete companion.

Ecological

This boiler permits the reduction of contaminating CO₂ emissions, contributing to the reduction of the greenhouse effect, as this boiler consumes less energy than a conventional boiler to provide the same power and performance.

Cast iron heat exchanger

Range: 2 versions

TRO EVOLUTION COMBI:

This boiler can produce high quantities of instant hot water with a double pump system that ensures reduced maintenance costs.

TRO EVOLUTION SYSTEM:

This boiler is exclusively prepared for heating. It is equipped with hydraulic and electrical connection to connect a cylinder.

12 year heat exchanger warranty

IF TRIANCO MAGNETIC FILTER FITTED
subject to terms and conditions



TRO EVOLUTION SYSTEM /
TRO EVOLUTION COMBI

SAVINGS


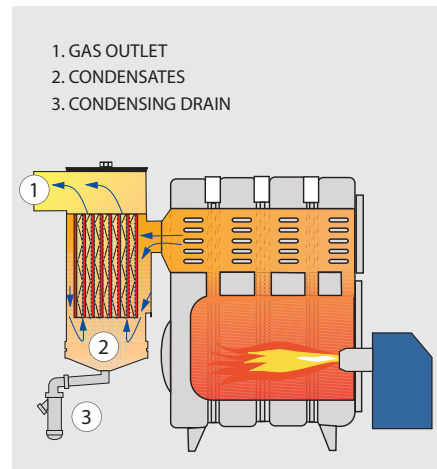
The **TRO EVOLUTION** boiler takes advantage of the condensation effect of the combustion gases **reaching yields of over 104% LHV**.

To take advantage of this effect, the combustion gas temperature must be reduced to below the dew point temperature. This gas temperature reduction takes place in the condenser.

This condenser is especially designed to prevent unburnt combustion fuel from depositing on the condenser interchange surface, thus reducing maintenance costs.

This boiler is equipped with a modulating hot water production system that stabilises the water temperature, adapting it to the temperature selected on the control panel, regardless of the water flow required and of the cold water intake temperature at any given time. Modulation enables the continuous adaptation of the boiler power to the hot water demand at any time, allowing it to work at lower boiler temperatures. With this system cold

returns, as well as low fume temperatures, are achieved even when producing DHW, by taking advantage of the latent heat to **reduce consumption**.



EASE OF USE

Priority has been given in the design of this boiler to make it **easy for users** to handle. Thus, the boiler integrates a highly intuitive control panel.

The boiler is controlled with an electronic system that provides considerable safety and operating advantages.

Worthy of note among these advantages are:

Safety system in case of lack of water

It prevents breakages in boiler body due to lack of water.

Pump anti-blocking system

It reduces the maintenance of the circulation pumps.

Anti-inertia system

Post-circulation system in order to prevent overheating in the boiler body.

Anti-freeze system

When the boiler temperature goes below 6°C, the boiler is activated even if it is switched off, in order to avoid problems in the system due to freezing.

Legionella prevention system

The temperature of the tank in these boilers regularly rises to 70°C, thus avoiding the formation of legionella.

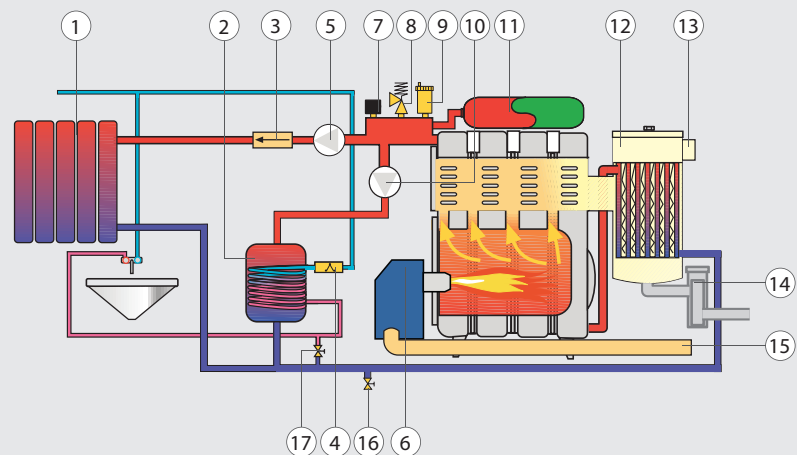
SIMPLICITY OF INSTALLATION

The design simplifies the installation for the professional, allowing for fast installation.

As it does not use air from the room for combustion, **the boiler can even be installed in rooms without ventilation**, thus making installation easier.

HYDRAULIC DIAGRAM:

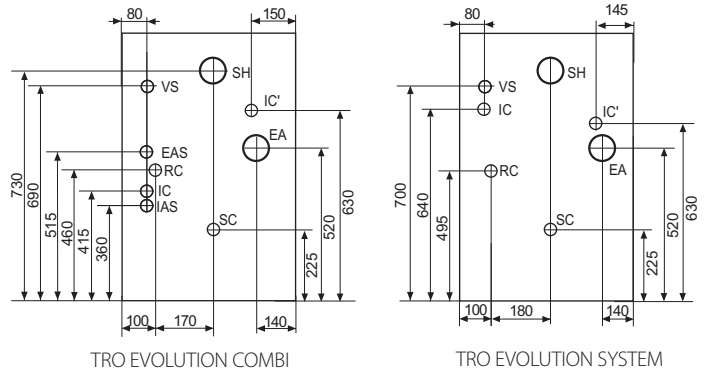
- | | | |
|----------------------------|------------------------|----------------------|
| 1. Radiator | 7. Pressure transducer | 13. Gas outlet |
| 2. Heat exchanger | 8. Safety valve | 14. Condensate drain |
| 3. Heating retaining valve | 9. Automatic air vent | 15. Air intake |
| 4. Summer retaining valve | 10. Summer pump | 16. Emptying valve |
| 5. Heating pump | 11. Expansion vessel | 17. Fill valve |
| 6. Burner | 12. Condenser | |



DIMENSIONS

IC: Heating flow. V: Emptying.
 RC: Heating return. SH: Gas outlet.
 EAS: Domestic cold water intake. SC: Condensate outlet.
 IAS: Domestic hot water intake. EA: Air intake.
 VS: Safety valve. IC': Optional heating flow.

Model	IAS EAS	IC RC	EA mm	SH mm	Depth mm	Height mm	Width mm	Weight (Kg)
EV20 HFC	-	1" M	80	100	755	550	840	122
EV30 HFC	-	1" M	80	100	855	550	840	155
EV40 HFC	-	1" M	80	100	955	550	840	180
EV30 HFM	1/2" M	3/4" M	80	100	855	550	840	160
EV40 HFM	1/2" M	1" M	80	100	955	550	840	190



EQUIPMENT

	EV HFM	EV HFC		EV HFM	EV HFC
Heating retaining valve	•	•	Coil heat exchanger	•	
Heating pump	•	•	Flow switch	•	
Summer pump	•		Hot water flow rate limiter	•	
Pressure transducer	•	•	Pump anti-blocking	•	•
Safety valve	•	•	Minimum pressure relief device	•	•
Automatic air vent	•	•	Anti-freeze	•	•
Summer retaining valve	•		Hot water modulation	•	
Heating expansion vessel	•	•	Electrical connection for tank		•
Fill valve	•		OPTIONS		
Condensing boiler	•	•	Underfloor heating kit SRAM2 / EV	•	
Condensate drain	•	•	Underfloor heating kit SRAC2 / EV		•
Emptying valve	•	•	Remote control E20	•	•
Sealed burner	•	•	External probe for E20	•	•
Telephone relay connection	•	•	Gas discharge kit	•	•

TRO EVOLUTION INSTALLATION EXAMPLE

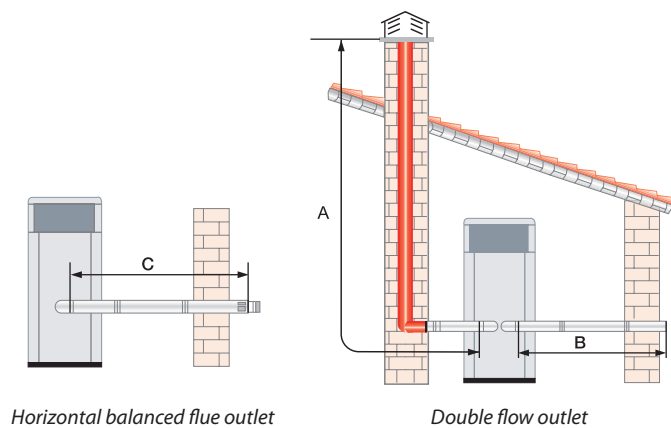
Maximum discharge length

	A+B	C
20	15 m Ø 100	8
30	15 m Ø 100	6
40	12 m Ø 100	-

Equivalences

Diameter	90°Curve	45°Curve
80/125	1 m	0.5 m
100	1 m	0.5 m

1 horizontal metre equals 2 vertical metres.
Note: Due to the low fume temperature, the gas outlet to the condensation of the combustion gas water vapour.



Model	Nominal power 50° C / 30° C	Nominal power 80° C / 60° C	Production DHW L/min		Heating Efficiency Class	DHW Efficiency Class
	kW	kW	ΔT30°C	ΔT25°C		
TRO Evolution 30 Combi	30.2	28.7	12.8	15.4	A	A
TRO Evolution 40 Combi	40.5	38.7	17.8	21.4		
TRO Evolution 20 System	20.3	19.1	-	-		-
TRO Evolution 30 System	30.2	28.7	-	-		-
TRO Evolution 40 System	40.5	38.7	-	-	-	-



TR ENGINEERING LIMITED
 Thorncliffe, Chapeltown
 Sheffield S35 2PH
 Telephone: +44 (0)114 257 2300
 Fax: +44 (0)114 257 1419
 info@trianco.co.uk
 www.trianco.co.uk